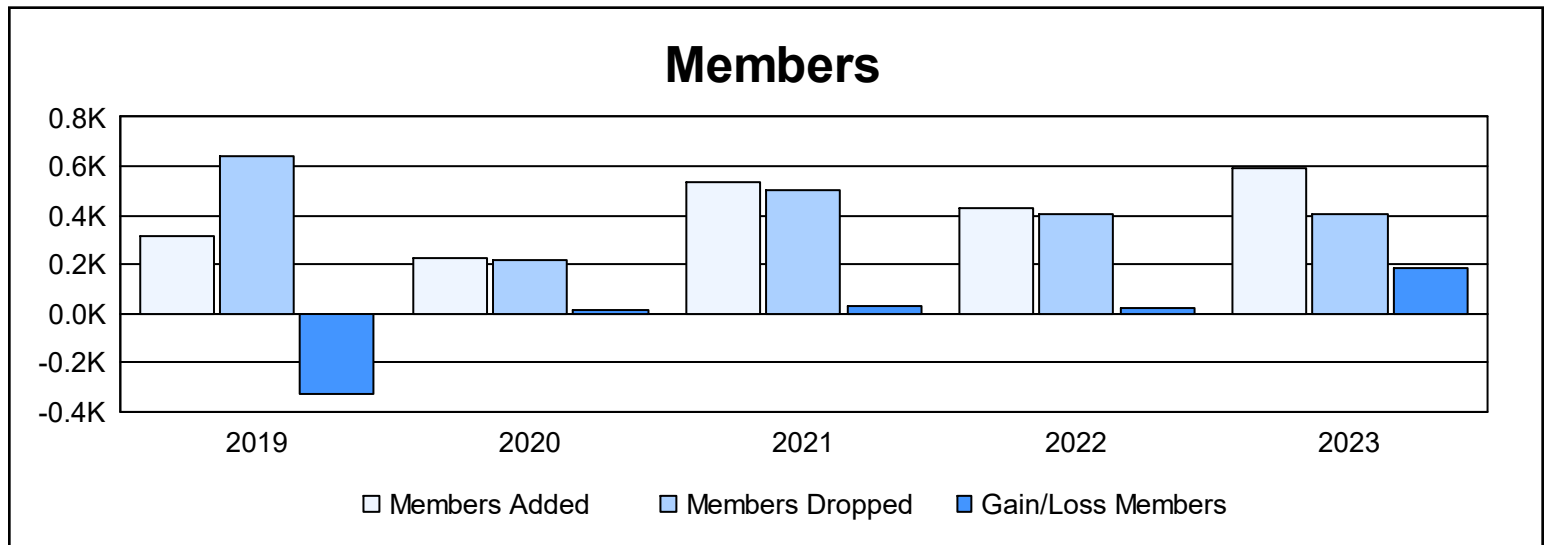
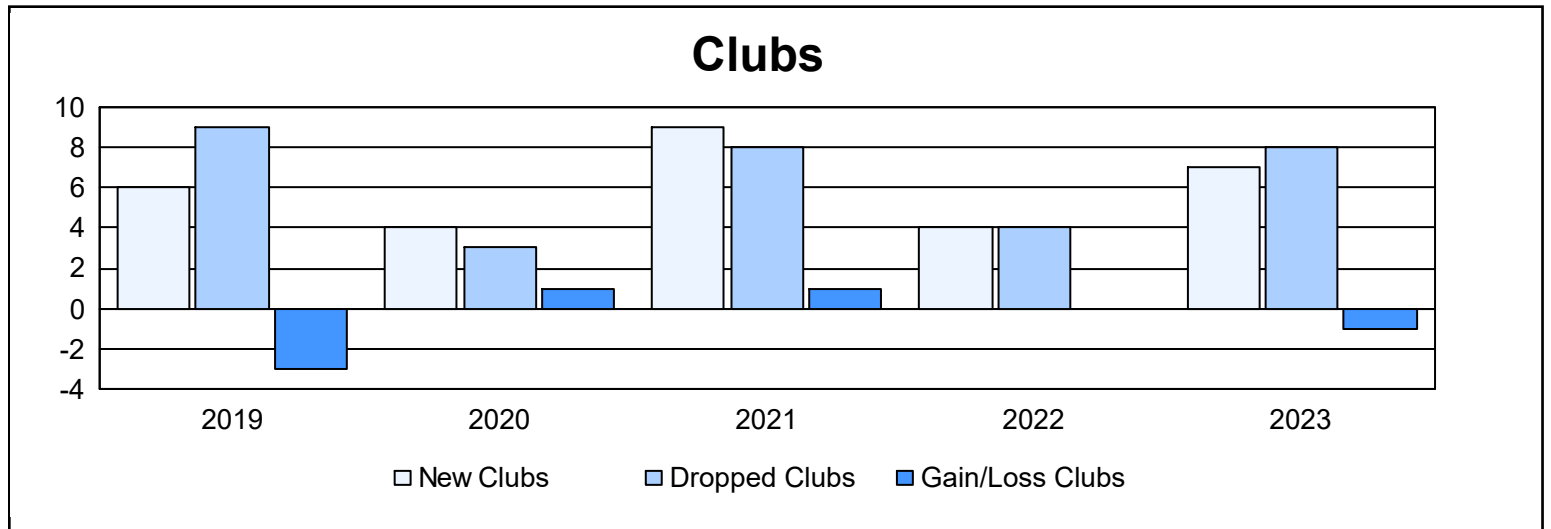
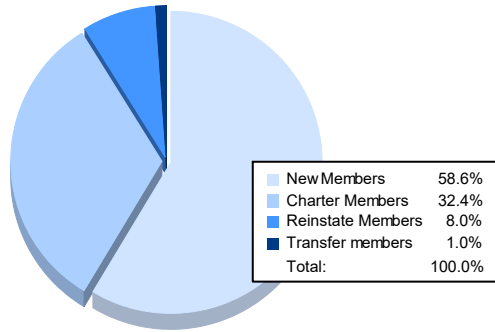


| Year | New Clubs | Dropped Clubs | Gain/ Loss Clubs | New Members | Charter Members | Reinstate Members | Transfer Members | Total Member Added | Total Members Dropped | Gain/ Loss Members |
|----------------|-----------|---------------|------------------|-------------|-----------------|-------------------|------------------|--------------------|-----------------------|--------------------|
| 2018-2019 | 6 | 9 | -3 | 92 | 155 | 51 | 18 | 316 | 641 | -325 |
| 2019-2020 | 4 | 3 | 1 | 121 | 91 | 6 | 9 | 227 | 214 | 13 |
| 2020-2021 | 9 | 8 | 1 | 199 | 252 | 78 | 6 | 535 | 504 | 31 |
| 2021-2022 | 4 | 4 | 0 | 215 | 134 | 69 | 9 | 427 | 402 | 25 |
| 2022-2023 | 7 | 8 | -1 | 346 | 191 | 47 | 6 | 590 | 408 | 182 |
| Average | 6 | 6 | 0 | 195 | 165 | 50 | 10 | 419 | 434 | -15 |



Membership Composition June 2023 Cumulative



Gender Composition June 2023 Cumulative

